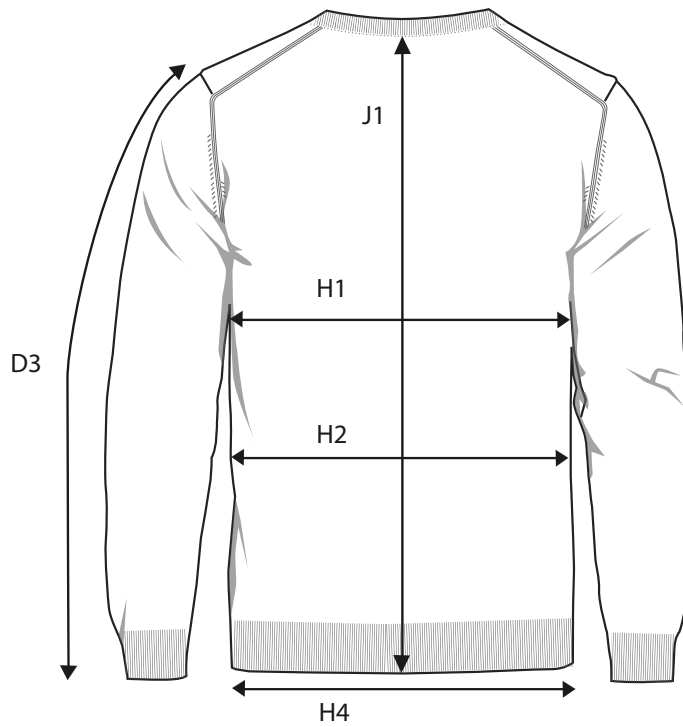




BEAUFORT - MEN

HOW TO MESURE THE SIZE AND FIT

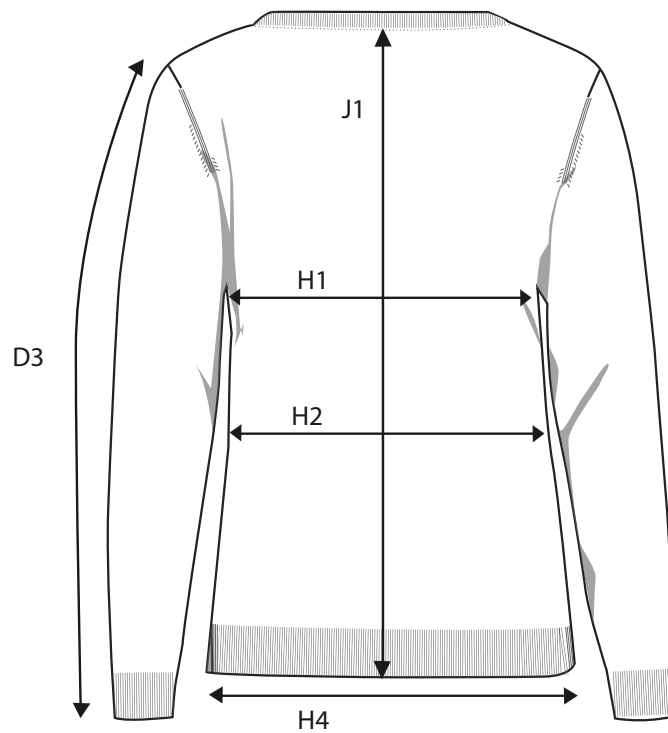


		S	M	L	XL	XXL	XXXL	4XL
SLEEVE LENGTH FROM SHOULDERSEAM	D3	65,5	67,25	69	70,75	72,5	74,25	76
1/2 CHEST WIDTH AT ARMHOLE	H1	48	51	54	57	60	63	66
1/2 WAIST	H2	46	49	52	55	58	61	64
1/2 BOTTOM WIDTH- RIB BOTTOM EDGE	H4	36	39	42	45	48	51	54
FULL LENGTH AT CENTRE BACK	J1	66	68	70	72	74	76	78



BEAUFORT - WOMEN

HOW TO MESURE THE SIZE AND FIT



		XS	S	M	L	XL	XXL	3XL
SLEEVE LENGTH FROM SHOULDERSEAM	D3	56,5	57,5	58,5	59,5	60,5	61,5	62,5
1/2 CHEST WIDTH AT ARMHOLE	H1	47	50	53	56	59	62	66
1/2 WAIST	H2	46	49	52	55	58	61	65
1/2 BOTTOM WIDTH- RIB WIDTH	H4	43	46	49	52	55	58	62
FULL LENGTH AT CENTRE BACK	J1	59	61	63	65	67	69	71



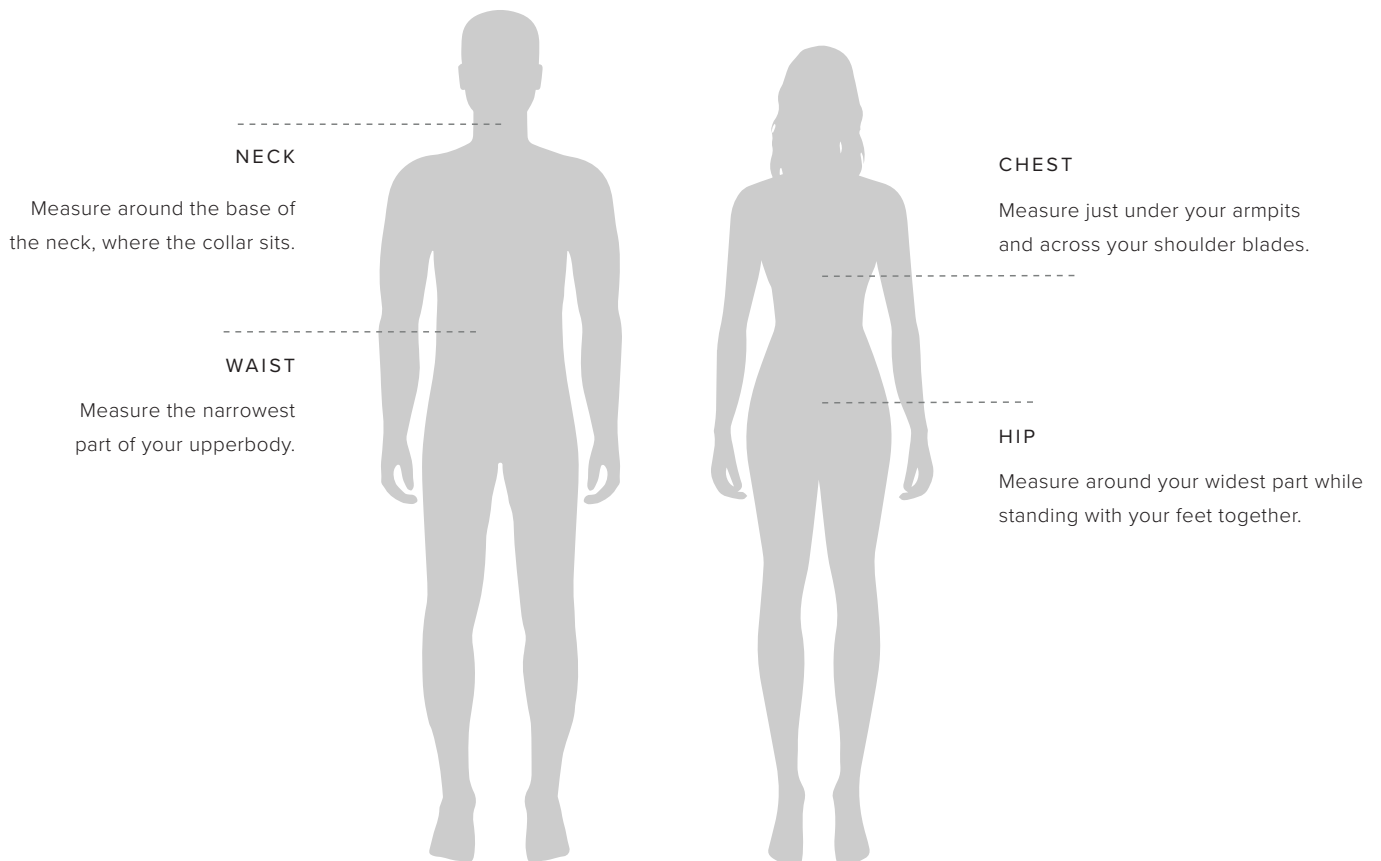
THE NIMBUS SIZE GUIDE

HOW TO MEASURE

To ensure your complete satisfaction, we recommend that you check your measurements against our sizing chart to determine the right size for you. Make sure to measure directly on the body and then find your size in our size guide.

All measurements are in centimeters.

Feel free to contact our Customer Service at customerservice@nimbusnordic.com if you have additional questions about our sizes.





GENERAL SIZE GUIDE

HOW TO MEASURE

WOMEN

	XS	S	M	L	XL	2XL	3XL
CHEST	81 - 84	85 - 88	89 - 92	93 - 98	99 - 104	105 - 110	111 - 118
WAIST	64 - 67	68 - 71	72 - 75	76 - 81	82 - 87	88 - 95	96 - 103
HIP	90 - 93	94 - 97	98 - 101	102 - 107	108 - 113	114 - 119	120 - 127

MEN

	S	M	L	XL	2XL	3XL	4XL
NECK	37/38	39/40	41/42	43/44	45/46	47/48	49/50
CHEST	88 - 93	94 - 99	100 - 105	106 - 111	112 - 117	118 - 123	124 - 131
WAIST	76 - 81	82 - 87	88 - 93	94 - 99	100 - 105	106 - 113	114 - 121
HIP	93 - 98	99 - 104	105 - 110	111 - 116	117 - 122	123 - 128	129 - 136

UNISEX

	XXS	XS	S	M	L	XL	2XL	3XL	4XL
CHEST	82 - 85	86 - 89	90 - 93	94 - 99	100 - 105	106 - 111	112 - 117	118 - 123	124 - 131
WAIST	64 - 69	70 - 75	76 - 81	82 - 87	88 - 93	94 - 99	100 - 105	106 - 113	114 - 121
HIP	89 - 92	93 - 96	97 - 100	101 - 104	105 - 110	111 - 116	117 - 122	123 - 128	129 - 136